



Winton Motor Raceway

Round 2 : March 12 - 14



AUSTRALIAN SUPERSPORT 300 CHAMPIONSHIP

Race 2

Date: 14/03/21
 Event: R08
 Weather: Sunny - Temp: 17.3C
 Track: Dry - Temp: 28.2C

Started at: 10:48:40
 Laps: 8
 Starters: 24
 Printed at: 11:14

PROVISIONAL CLASSIFICATION


Pos	No	Name	Machine	Laps	Race Time	Behind Leader	Behind Prev	Fastest Lap	On Lap	Top Speed
1	50	Carter THOMPSON (NSW) / MotoStars / RS+C / Doctor Mak / Yamaha / YRD / Motul / Pirelli	Yamaha YZF-R3	8	12:13.337			1:30.673	8	165
2	72	Benjamin BAKER (NSW) / YRD / YMI / Shoei / Alpinestar / West Sliders / SCK / Utech Design	Yamaha YZF-R3	8	12:17.390	4.053	4.053	1:31.275	2	168
3	59	Tom DRANE (NSW) / Construction Supply Specialists / IC Cons / MD Steel	Yamaha YZF-R3	8	12:22.702	9.365	5.312	1:31.441	2	166
4	121	Reece OUGHTRED (VIC) / ProGP Racing / Dynoverks / Flux Fitness / Moto GC / TT Motorcycles / JAG / Sign Pro	Yamaha YZF-R3	8	12:24.999	11.662	2.297	1:32.058	7	165
5	22	Zackary JOHNSON (VIC)	Kawasaki Ninja	8	12:26.988	13.651	1.989	1:32.423	6	166
6	88	Joseph MARINIELLO (VIC) / Traction Control M-sport / In House Innovations / Earmold Aus / Goodlife Health	Kawasaki Ninja	8	12:32.574	19.237	5.586	1:32.575	7	169
7	3	Cameron DUNKER (NSW) / MotoStars / RS+C / Doctor Mak / Yamaha / YRD / Motul / Pirelli	Yamaha YZF-R3	8	12:32.739	19.402	.165	1:32.797	4	164
8	95	Matthew RINDEL (VIC) / Gears Racing / Mick Hone M-cycles / Woodcraft / Top Hat Barber Shop / AMX	Yamaha YZF-R3	8	12:33.071	19.734	.332	1:32.516	6	172
9	78	Caleb GILMORE (MWT) / Metcher Motorsport / Siemec / Fusport / Yamaha / YRD / YamaLube	Yamaha YZF-R3	8	12:33.428	20.091	.357	1:32.692	7	167
10	97	Peter NERLICH (VIC) / PROWORX / Blayney M-c / Well Sprung M-c Suspension / Penrite Oil	Kawasaki Ninja	8	12:34.562	21.225	1.134	1:32.619	7	166
11	16	James JACOBS (NSW) / X-Lite / Nedlands Studio / Bridgestone / Lucas Oils / EK Chains / Mototrack	Kawasaki Ninja	8	12:40.431	27.094	5.869	1:33.592	3	167
12	99	Jacob HATCH (NSW)	Yamaha YZF-R3	8	12:46.005	32.668	5.574	1:33.217	2	160
13	63	Clay CLEGG (NSW) / Williamson Bros / Akubra / Mavin Truck Centre / Central West Electrical	Yamaha YZF-R3	8	12:46.261	32.924	.256	1:34.432	8	166
14	110	Zakary PETTENDY (NSW) / bikesales.com.au	Yamaha YZF-R3	8	12:46.423	33.086	.162	1:34.440	8	165
15	39	Glenn NELSON (QLD) / Buddys Pest Control / Dynoverks / XXX Suspension	Yamaha YZF-R3	8	12:48.674	35.337	2.251	1:34.316	6	166
16	58	Lucas QUINN (QLD)	Yamaha YZF-R3	8	12:48.863	35.526	.189	1:34.699	7	167
17	7	Zane KINNA (VIC) / MotoGC Yamaha / Dynoverks	Yamaha YZF-R3	8	12:49.133	35.796	.270	1:34.199	6	163
18	25	Brodie GAWITH (VIC)	Yamaha YZF-R3	8	12:49.481	36.144	.348	1:34.445	6	165
19	20	Jonathan NAHLOUS (NSW) / Complete AV	Yamaha YZF-R3	8	12:49.580	36.243	.099	1:34.348	7	163
20	91	Taiyo AKSU (QLD) / OP Racing / MMM Motorcycles	Yamaha YZF-R3	8	13:04.549	51.212	14.969	1:36.010	2	160
21	49	Jake FARNSWORTH (NSW) / Full Noise Racing / Worth Race Developments / Freestyle Tattoo Studio	Kawasaki Ninja	8	13:27.374	1:14.037	22.825	1:32.912	4	169
22	34	Benjamin ANGELIDIS (ACT) / Full Noise Racing / Freestyle Tattoo Studio / Worth Race Developments	Kawasaki Ninja	8	13:28.392	1:15.055	1.018	1:39.268	8	156
DNF	47	Zylas BUNTING (NSW) / PROWORX / Blayney M-c / Well Sprung M-c Suspension / Penrite Oil	Kawasaki Ninja	4	6:20.617	3 Laps		1:33.010	4	167
DNF	11	Brandon DEMMERY (NSW) / Mini Rev Heads / YRD / 2 Thugs Customs / RWW / Kenma	Yamaha YZF-R3	1	1:38.047	6 Laps		1:38.047	1	160


Fastest Lap was 1:30.673 by Carter THOMPSON (NSW)


New race lap record for SS300 class - Previous: 1:30.879 by Carter THOMPSON (NSW) on a Yamaha YZF-R3 set on 13/03/21

*** FIRST RACE START RED FLAGGED ON LAP 1 DUE TO CRASH AT TURN 2 INVOLVING NOS. 181 (L. WATERS), 17 (O. SHORT), AND 51 (S. PEZZETTA). FULL RACE RE-START BUT RACE REDUCED TO 8 LAPS ***

The results are provisional until the end of the time limit for protests and appeals.


 Chief Timekeeper - Scott Laing


 Race Director - Tom Williams


 Clerk of Course - Paul Hinds





Winton Motor Raceway

Round 2 : March 12 - 14



AUSTRALIAN SUPERSPORT 300 CHAMPIONSHIP

Race 2

Date: 14/03/21
 Event: R08
 Weather: Sunny - Temp: 17.3C
 Track: Dry - Temp: 28.2C


Started at: 10:48:40
 Laps: 8
 Starters: 24
 Printed at: 11:14

PROVISIONAL LAP TIMES


No	Name	Lap 1	Lap 2	Lap 3	Lap 4	Lap 5	Lap 6	Lap 7	Lap 8	
3	Cameron DUNKER (NSW)	1:40.095	1:33.572	1:33.171	1:32.797	1:32.966	1:33.894	1:33.177	1:33.067	
7	Zane KINNA (VIC)	1:43.305	1:35.364	1:34.972	1:35.001	1:36.129	1:34.199	1:34.715	1:35.448	
11	Brandon DEMMERY (NSW)	1:38.047								
16	James JACOBS (NSW)	1:41.924	1:34.859	1:33.592	1:33.744	1:33.849	1:34.383	1:34.174	1:33.906	
20	Jonathan NAHLOUS (NSW)	1:44.870	1:35.326	1:35.497	1:34.792	1:34.724	1:34.648	1:34.348	1:35.375	
22	Zackary JOHNSON (VIC)	1:38.565	1:32.618	1:32.598	1:32.791	1:32.479	1:32.423	1:32.478	1:33.036	
25	Brodie GAWITH (VIC)	1:44.129	1:35.501	1:35.025	1:35.366	1:34.867	1:34.445	1:35.086	1:35.062	
34	Benjamin ANGELIDIS (ACT)	1:49.348	1:40.623	1:40.477	1:39.866	1:39.713	1:39.542	1:39.555	1:39.268	
39	Glenn NELSON (QLD)	1:43.624	1:34.905	1:35.243	1:35.127	1:35.489	1:34.316	1:34.975	1:34.995	
47	Zylas BUNTING (NSW)	1:40.158	1:33.944	1:33.505	1:33.010					
49	Jake FARNSWORTH (NSW)	1:41.379	1:33.522	1:33.449	1:32.912	2:03.854	1:42.413	1:39.488	1:40.357	
50	Carter THOMPSON (NSW)	1:35.926	1:31.599	1:31.233	1:30.899	1:30.798	1:31.070	1:31.139	1:30.673	
58	Lucas QUINN (QLD)	1:42.934	1:35.258	1:35.279	1:35.301	1:35.186	1:35.239	1:34.699	1:34.967	
59	Tom DRANE (NSW)	1:36.931	1:31.441	1:32.217	1:33.694	1:32.088	1:32.373	1:32.070	1:31.888	
63	Clay CLEGG (NSW)	1:42.463	1:34.845	1:34.620	1:34.833	1:34.957	1:34.818	1:35.293	1:34.432	
72	Benjamin BAKER (NSW)	1:36.277	1:31.275	1:31.759	1:31.464	1:31.396	1:31.635	1:31.652	1:31.932	
78	Caleb GILMORE (MWT)	1:40.024	1:33.860	1:33.371	1:33.098	1:33.025	1:34.346	1:32.692	1:33.012	
88	Joseph MARINIELLO (VIC)	1:40.224	1:34.155	1:32.917	1:33.111	1:33.099	1:33.801	1:32.575	1:32.692	
91	Taiyo AKSU (QLD)	1:47.859	1:36.010	1:36.932	1:36.237	1:36.654	1:37.102	1:36.984	1:36.771	
95	Matthew RINDEL (VIC)	1:41.069	1:33.980	1:33.506	1:33.147	1:33.755	1:32.516	1:32.553	1:32.545	
97	Peter NERLICH (VIC)	1:41.016	1:33.726	1:33.245	1:33.707	1:33.795	1:33.282	1:32.619	1:33.172	
99	Jacob HATCH (NSW)	1:38.541	1:33.217	1:34.180	1:33.467	1:33.544	1:33.740	1:33.720	1:45.596	
110	Zakary PETTENDY (NSW)	1:41.924	1:35.332	1:35.080	1:34.508	1:34.807	1:35.130	1:35.202	1:34.440	
121	Reece OUGHTRED (VIC)	1:38.125	1:32.318	1:32.349	1:32.587	1:32.095	1:32.510	1:32.058	1:32.957	

*** FIRST RACE START RED FLAGGED ON LAP 1 DUE TO CRASH AT TURN 2 INVOLVING NOS. 181 (L. WATERS), 17 (O. SHORT), AND 51 (S. PEZZETTA). FULL RACE RE-START BUT RACE REDUCED TO 8 LAPS ***

The results are provisional until the end of the time limit for protests and appeals.


 Chief Timekeeper - Scott Laing


 Race Director - Tom Williams


 Clerk of Course - Paul Hinds



www.computime.com.au
 COMPUTIME RACE TIMING SYSTEMS PTY LTD





Winton Motor Raceway

Round 2 : March 12 - 14



AUSTRALIAN SUPERSPORT 300 CHAMPIONSHIP

Race 2

Date: 14/03/21
 Event: R08
 Weather: Sunny - Temp: 17.3C
 Track: Dry - Temp: 28.2C

Started at: 10:48:40
 Laps: 8
 Starters: 24
 Printed at: 11:14

PROVISIONAL SPLIT TIMES

Lap	Split 1	Split 2	Split 3	Split 4	Lap Time	Spd	Lap	Split 1	Split 2	Split 3	Split 4	Lap Time	Spd
3 Cameron DUNKER (NSW) (7th)							8	13.470	16.429	33.262	32.214	1:35.375	162
1	18.934	16.207	32.837	32.117	1:40.095	89	22 Zackary JOHNSON (VIC) (5th)						
2	13.538	15.696	32.617	31.721	1:33.572	162	1	18.186	15.668	32.970	31.741	1:38.565	76
3	13.140	15.564	32.560	31.907	1:33.171	162	2	13.182	15.522	32.312	31.602	1:32.618	166
4	13.161	15.568	32.306	31.762	1:32.797	161	3	13.160	15.416	32.219	31.803	1:32.598	163
5	13.121	15.588	32.452	31.805	1:32.966	164	4	13.203	15.564	32.109	31.915	1:32.791	163
6	13.279	15.644	32.808	32.163	1:33.894	161	5	13.055	15.489	32.089	31.846	1:32.479	163
7	13.191	15.805	32.426	31.755	1:33.177	161	6	13.072	15.344	32.189	31.818	1:32.423	162
8	13.145	15.535	32.567	31.820	1:33.067	160	7	12.936	15.415	32.385	31.742	1:32.478	162
7 Zane KINNA (VIC) (17th)							8	12.973	15.595	32.425	32.043	1:33.036	162
1	20.946	16.299	33.609	32.451	1:43.305	96	25 Brodie GAWITH (VIC) (18th)						
2	13.684	15.669	33.123	32.888	1:35.364	161	1	21.698	16.201	33.845	32.385	1:44.129	108
3	13.419	15.786	33.088	32.679	1:34.972	163	2	13.506	15.920	33.818	32.257	1:35.501	163
4	13.430	15.984	33.007	32.580	1:35.001	161	3	13.721	15.913	33.142	32.249	1:35.025	161
5	13.740	15.866	33.699	32.824	1:36.129	157	4	14.135	16.038	33.157	32.036	1:35.366	161
6	13.273	15.719	32.768	32.439	1:34.199	160	5	13.370	15.656	33.465	32.376	1:34.867	162
7	13.278	15.849	33.136	32.452	1:34.715	160	6	13.784	15.818	32.717	32.126	1:34.445	165
8	13.437	17.014	32.856	32.141	1:35.448	158	7	13.451	15.860	33.498	32.277	1:35.086	165
11 Brandon DEMMERY (NSW) (DNF)							8	13.328	16.470	33.353	31.911	1:35.062	165
1	18.044	15.614	32.457	31.932	1:38.047	71	34 Benjamin ANGELIDIS (ACT) (22th)						
16 James JACOBS (NSW) (11th)							1	22.405	17.224	35.092	34.627	1:49.348	111
1	20.225	16.314	33.158	32.227	1:41.924	97	2	14.065	16.594	35.695	34.269	1:40.623	156
2	13.646	15.994	33.121	32.098	1:34.859	167	3	14.069	16.531	35.567	34.310	1:40.477	154
3	13.141	15.765	32.701	31.985	1:33.592	164	4	14.232	16.526	34.935	34.173	1:39.866	154
4	13.108	15.624	32.980	32.032	1:33.744	165	5	14.039	16.386	35.241	34.047	1:39.713	154
5	13.181	15.886	32.691	32.091	1:33.849	166	6	14.194	16.509	34.983	33.856	1:39.542	155
6	13.143	15.737	33.260	32.243	1:34.383	164	7	14.004	16.466	35.105	33.980	1:39.555	155
7	13.095	15.930	32.990	32.159	1:34.174	164	8	14.192	16.473	34.905	33.698	1:39.268	156
8	13.097	15.837	32.797	32.175	1:33.906	164	39 Glenn NELSON (QLD) (15th)						
20 Jonathan NAHLOUS (NSW) (19th)							1	20.756	16.270	34.121	32.477	1:43.624	102
1	21.512	16.264	33.822	33.272	1:44.870	105	2	13.627	15.902	33.065	32.311	1:34.905	165
2	13.266	15.483	33.596	32.981	1:35.326	158	3	13.655	15.856	33.292	32.440	1:35.243	164
3	13.283	15.830	33.516	32.868	1:35.497	157	4	13.546	15.850	33.545	32.186	1:35.127	166
4	13.295	15.852	32.907	32.738	1:34.792	157	5	13.652	15.834	33.608	32.395	1:35.489	166
5	13.133	15.568	33.137	32.886	1:34.724	159	6	13.405	15.737	32.832	32.342	1:34.316	163
6	13.587	16.270	32.513	32.278	1:34.648	162	7	13.418	15.875	33.352	32.330	1:34.975	161
7	13.059	15.963	32.689	32.637	1:34.348	159	8	13.469	16.226	32.921	32.379	1:34.995	164

Scott Laing
 Chief Timekeeper - Scott Laing

Tom Williams
 Race Director - Tom Williams

Paul Hinds
 Clerk of Course - Paul Hinds





Winton Motor Raceway

Round 2 : March 12 - 14



AUSTRALIAN SUPERSPORT 300 CHAMPIONSHIP

Race 2

Date: 14/03/21
 Event: R08
 Weather: Sunny - Temp: 17.3C
 Track: Dry - Temp: 28.2C

Started at: 10:48:40
 Laps: 8
 Starters: 24
 Printed at: 11:14

PROVISIONAL SPLIT TIMES

Lap	Split 1	Split 2	Split 3	Split 4	Lap Time	Spd	Lap	Split 1	Split 2	Split 3	Split 4	Lap Time	Spd
47 Zylas BUNTING (NSW) (DNF)							5	13.070	15.586	32.049	31.383	1:32.088	163
1	18.732	16.266	32.863	32.297	1:40.158	84	6	13.093	15.523	32.103	31.654	1:32.373	163
2	13.509	15.772	32.710	31.953	1:33.944	167	7	12.992	15.669	31.897	31.512	1:32.070	163
3	13.026	15.770	32.939	31.770	1:33.505	166	8	13.019	15.501	31.882	31.486	1:31.888	163
4	13.242	15.629	32.269	31.870	1:33.010	167							
49 Jake FARNSWORTH (NSW) (21th)							63 Clay CLEGG (NSW) (13th)						
1	20.031	15.963	33.473	31.912	1:41.379	102	1	19.936	16.376	33.698	32.453	1:42.463	98
2	13.109	15.624	32.954	31.835	1:33.522	168	2	13.418	16.050	33.275	32.102	1:34.845	164
3	12.959	15.545	32.898	32.047	1:33.449	169	3	13.329	16.096	32.684	32.511	1:34.620	166
4	12.902	15.439	32.715	31.856	1:32.912	167	4	13.527	16.059	32.888	32.359	1:34.833	161
5	12.878	15.414	33.390	1:02.172	2:03.854	165	5	13.362	15.993	33.340	32.262	1:34.957	162
6	15.188	17.342	36.724	33.159	1:42.413	141	6	13.335	16.030	32.979	32.474	1:34.818	165
7	13.855	16.705	35.223	33.705	1:39.488	160	7	13.507	16.150	33.242	32.394	1:35.293	160
8	13.811	17.557	35.697	33.292	1:40.357	161	8	13.400	16.044	32.951	32.037	1:34.432	160
50 Carter THOMPSON (NSW) (1st)							72 Benjamin BAKER (NSW) (2nd)						
1	17.224	15.468	31.640	31.594	1:35.926	56	1	17.417	15.512	32.126	31.222	1:36.277	62
2	13.121	15.463	31.570	31.445	1:31.599	165	2	12.843	15.455	31.837	31.140	1:31.275	168
3	12.989	15.371	31.641	31.232	1:31.233	165	3	13.076	15.465	32.063	31.155	1:31.759	167
4	12.935	15.312	31.388	31.264	1:30.899	165	4	12.774	15.288	32.183	31.219	1:31.464	168
5	12.899	15.259	31.544	31.096	1:30.798	164	5	12.785	15.291	31.993	31.327	1:31.396	167
6	12.961	15.371	31.506	31.232	1:31.070	164	6	12.798	15.384	32.048	31.405	1:31.635	166
7	12.943	15.526	31.559	31.111	1:31.139	165	7	12.777	15.380	32.257	31.238	1:31.652	165
8	12.804	15.349	31.447	31.073	1:30.673	165	8	12.828	15.411	32.171	31.522	1:31.932	166
58 Lucas QUINN (QLD) (16th)							78 Caleb GILMORE (MWT) (9th)						
1	20.508	16.477	33.462	32.487	1:42.934	93	1	18.597	16.262	32.812	32.353	1:40.024	81
2	13.401	15.975	33.358	32.524	1:35.258	165	2	13.300	15.908	32.617	32.035	1:33.860	165
3	13.337	16.007	33.473	32.462	1:35.279	165	3	13.094	15.718	32.677	31.882	1:33.371	166
4	13.429	16.036	33.442	32.394	1:35.301	163	4	13.080	15.625	32.489	31.904	1:33.098	166
5	13.430	15.822	33.747	32.187	1:35.186	166	5	13.164	15.654	32.431	31.776	1:33.025	164
6	13.449	16.131	33.350	32.309	1:35.239	162	6	13.262	15.791	33.091	32.202	1:34.346	164
7	13.413	15.810	33.536	31.940	1:34.699	165	7	13.100	15.828	32.348	31.416	1:32.692	165
8	13.477	16.261	32.896	32.333	1:34.967	167	8	13.159	15.803	32.341	31.709	1:33.012	167
59 Tom DRANE (NSW) (3rd)							88 Joseph MARINIELLO (VIC) (6th)						
1	17.655	15.508	32.257	31.511	1:36.931	67	1	19.413	15.779	32.931	32.101	1:40.224	75
2	12.909	15.401	31.866	31.265	1:31.441	165	2	13.544	15.710	32.749	32.152	1:34.155	169
3	12.851	15.886	31.944	31.536	1:32.217	166	3	12.954	15.548	32.757	31.658	1:32.917	165
4	13.416	16.272	32.277	31.729	1:33.694	164	4	13.196	15.551	32.482	31.882	1:33.111	168
							5	13.316	15.507	32.473	31.803	1:33.099	166

Scott Laing
 Chief Timekeeper - Scott Laing

Tom Williams
 Race Director - Tom Williams

Paul Hinds
 Clerk of Course - Paul Hinds





Winton Motor Raceway

Round 2 : March 12 - 14



AUSTRALIAN SUPERSPORT 300 CHAMPIONSHIP

Race 2

Date: 14/03/21
 Event: R08
 Weather: Sunny - Temp: 17.3C
 Track: Dry - Temp: 28.2C

Started at: 10:48:40
 Laps: 8
 Starters: 24
 Printed at: 11:14

PROVISIONAL SPLIT TIMES

Lap	Split 1	Split 2	Split 3	Split 4	Lap Time	Spd	Lap	Split 1	Split 2	Split 3	Split 4	Lap Time	Spd
99 Jacob HATCH (NSW) (12th)													
6	13.149	15.398	33.335	31.919	1:33.801	167	1	18.524	15.606	32.396	32.015	1:38.541	73
7	12.936	15.402	32.593	31.644	1:32.575	164	2	13.158	15.505	32.164	32.390	1:33.217	160
8	13.065	15.457	32.722	31.448	1:32.692	165	3	13.252	15.894	32.714	32.320	1:34.180	159
91 Taiyo AKSU (QLD) (20th)													
1	24.604	16.222	33.863	33.170	1:47.859		4	13.315	15.626	32.245	32.281	1:33.467	157
2	13.529	16.048	33.573	32.860	1:36.010	160	5	13.235	15.592	32.431	32.286	1:33.544	157
3	13.359	16.270	34.055	33.248	1:36.932	159	6	13.172	15.503	32.573	32.492	1:33.740	159
4	13.640	16.191	33.500	32.906	1:36.237	158	7	13.110	15.854	32.723	32.033	1:33.720	160
5	13.642	16.159	33.679	33.174	1:36.654	159	8	13.615	26.443	33.277	32.261	1:45.596	159
6	13.843	16.284	33.997	32.978	1:37.102	158	110 Zakary PETTENDY (NSW) (14th)						
7	13.655	16.293	33.550	33.486	1:36.984	158	1	19.810	16.119	33.411	32.584	1:41.924	93
8	13.707	16.395	33.711	32.958	1:36.771	157	2	13.545	16.025	33.432	32.330	1:35.332	163
95 Matthew RINDEL (VIC) (8th)													
1	19.464	16.052	33.347	32.206	1:41.069	94	3	13.403	16.168	33.270	32.239	1:35.080	162
2	13.213	15.693	33.186	31.888	1:33.980	169	4	13.378	15.886	32.936	32.308	1:34.508	162
3	13.150	15.543	32.564	32.249	1:33.506	172	5	13.445	15.852	33.215	32.295	1:34.807	165
4	13.235	15.635	32.340	31.937	1:33.147	170	6	13.336	16.116	33.377	32.301	1:35.130	160
5	13.142	15.396	32.687	32.530	1:33.755	168	7	13.316	15.938	33.438	32.510	1:35.202	162
6	13.156	15.440	32.400	31.520	1:32.516	164	8	13.413	15.921	33.133	31.973	1:34.440	163
7	13.076	15.714	32.506	31.257	1:32.553	168	121 Reece OUGHTRED (VIC) (4th)						
8	13.444	15.460	32.375	31.266	1:32.545	169	1	17.876	15.653	32.640	31.956	1:38.125	69
97 Peter NERLICH (VIC) (10th)													
1	19.277	15.930	33.575	32.234	1:41.016	85	2	13.278	15.428	31.998	31.614	1:32.318	165
2	13.126	15.741	32.658	32.201	1:33.726	166	3	12.997	15.633	32.108	31.611	1:32.349	164
3	12.935	15.578	32.726	32.006	1:33.245	166	4	13.185	15.668	31.935	31.799	1:32.587	162
4	13.037	15.541	33.130	31.999	1:33.707	166	5	13.028	15.565	32.043	31.459	1:32.095	163
5	13.027	15.385	32.898	32.485	1:33.795	164	6	13.007	15.505	32.302	31.696	1:32.510	163
6	13.325	15.552	32.487	31.918	1:33.282	163	7	12.908	15.566	32.053	31.531	1:32.058	163
7	12.986	15.499	32.383	31.751	1:32.619	164	8	12.915	15.698	32.416	31.928	1:32.957	163
8	13.287	15.538	32.375	31.972	1:33.172	165							

*** FIRST RACE START RED FLAGGED ON LAP 1 DUE TO CRASH AT TURN 2 INVOLVING NOS. 181 (L. WATERS), 17 (O. SHORT), AND 51 (S. PEZZETTA). FULL RACE RE-START BUT RACE REDUCED TO 8 LAPS ***

The results are provisional until the end of the time limit for protests and appeals.

Chief Timekeeper - Scott Laing

Race Director - Tom Williams

Clerk of Course - Paul Hinds





Winton Motor Raceway

Round 2 : March 12 - 14



AUSTRALIAN SUPERSPORT 300 CHAMPIONSHIP

Race 2

Date: 14/03/21
 Event: R08
 Weather: Sunny - Temp: 17.3C
 Track: Dry - Temp: 28.2C


Started at: 10:48:40
 Laps: 8
 Starters: 24
 Printed at: 11:14


PROVISIONAL FASTEST LAPS SEQUENCE


Lap	Race Pos	No	Name	Machine	Fastest Lap	On Lap
1	1	50	Carter THOMPSON (NSW)	Yamaha YZF-R3	1:35.926	1
2	1	50	Carter THOMPSON (NSW)	Yamaha YZF-R3	1:31.599	2
2	2	72	Benjamin BAKER (NSW)	Yamaha YZF-R3	1:31.275	2
3	1	50	Carter THOMPSON (NSW)	Yamaha YZF-R3	1:31.233	3
4	1	50	Carter THOMPSON (NSW)	Yamaha YZF-R3	1:30.899	4
5	1	50	Carter THOMPSON (NSW)	Yamaha YZF-R3	1:30.798	5
8	1	50	Carter THOMPSON (NSW)	Yamaha YZF-R3	1:30.673	8

*** FIRST RACE START RED FLAGGED ON LAP 1 DUE TO CRASH AT TURN 2 INVOLVING NOS. 181 (L. WATERS), 17 (O. SHORT), AND 51 (S. PEZZETTA). FULL RACE RE-START BUT RACE REDUCED TO 8 LAPS ***

The results are provisional until the end of the time limit for protests and appeals.


 Chief Timekeeper - Scott Laing


 Race Director - Tom Williams


 Clerk of Course - Paul Hinds



www.computime.com.au
 COMPUTIME RACE TIMING SYSTEMS PTY LTD





Winton Motor Raceway

Round 2 : March 12 - 14



AUSTRALIAN SUPERSPORT 300 CHAMPIONSHIP

Race 2

Date: 14/03/21
 Event: R08
 Weather: Sunny - Temp: 17.3C
 Track: Dry - Temp: 28.2C

Started at: 10:48:40
 Laps: 8
 Starters: 24
 Printed at: 11:14

PROVISIONAL LAP SHEET

No	Lap Time	Gap	No	Lap Time	Gap	No	Lap Time	Gap	No	Lap Time	Gap			
Lap 1			63	1:34.845	9.783	88	1:33.111	10.750	59	1:32.373	7.219	34	1:39.555	1:06.460
50	1:35.926		58	1:35.258	10.667	47	1:33.010	10.960	121	1:32.510	8.459	Lap 8		
72	1:36.277	.351	39	1:34.905	11.004	49	1:32.912	11.605	22	1:32.423	9.949	50	1:30.673	
59	1:36.931	1.005	7	1:35.364	11.144	97	1:33.707	12.037	3	1:33.894	14.970	72	1:31.932	4.053
11	1:38.047	2.121	25	1:35.501	12.105	95	1:33.147	12.045	99	1:33.740	15.164	59	1:31.888	9.365
121	1:38.125	2.199	20	1:35.326	12.671	16	1:33.744	14.462	88	1:33.801	15.782	121	1:32.957	11.662
99	1:38.541	2.615	91	1:36.010	16.344	63	1:34.833	17.104	78	1:34.346	16.199	22	1:33.036	13.651
22	1:38.565	2.639	34	1:40.623	22.446	110	1:34.508	17.187	95	1:32.516	16.448	88	1:32.692	19.237
78	1:40.024	4.098	Lap 3			7	1:35.001	18.985	97	1:33.282	17.246	3	1:33.067	19.402
3	1:40.095	4.169	50	1:31.233		58	1:35.301	19.115	16	1:34.383	20.826	95	1:32.545	19.734
47	1:40.158	4.232	72	1:31.759	.553	39	1:35.127	19.242	63	1:34.818	25.011	95	1:32.545	19.734
88	1:40.224	4.298	59	1:32.217	1.831	25	1:35.366	20.364	110	1:35.130	25.256	78	1:33.012	20.091
97	1:41.016	5.090	121	1:32.349	4.034	20	1:34.792	20.828	39	1:34.316	27.179	97	1:33.172	21.225
95	1:41.069	5.143	22	1:32.598	5.023	91	1:36.237	27.381	7	1:34.199	27.445	16	1:33.906	27.094
49	1:41.379	5.453	99	1:34.180	7.180	34	1:39.866	40.657	58	1:35.239	27.672	99	1:45.596	32.668
110	1:41.924	5.998	3	1:33.171	8.080	Lap 5			25	1:34.445	27.808	63	1:34.432	32.924
16	1:41.924	5.998	78	1:33.371	8.497	50	1:30.798		20	1:34.648	28.332	110	1:34.440	33.086
63	1:42.463	6.537	88	1:32.917	8.538	72	1:31.396	1.716	91	1:37.102	39.269	39	1:34.995	35.337
58	1:42.934	7.008	47	1:33.505	8.849	59	1:32.088	5.916	49	1:42.413	56.004	58	1:34.967	35.526
7	1:43.305	7.379	97	1:33.245	9.229	121	1:32.095	7.019	34	1:39.542	58.044	7	1:35.448	35.796
39	1:43.624	7.698	49	1:33.449	9.592	22	1:32.479	8.596	Lap 7			25	1:35.062	36.144
25	1:44.129	8.203	95	1:33.506	9.797	3	1:32.966	12.146	50	1:31.139		20	1:35.375	36.243
20	1:44.870	8.944	16	1:33.592	11.617	99	1:33.544	12.494	72	1:31.652	2.794	91	1:36.771	51.212
91	1:47.859	11.933	63	1:34.620	13.170	78	1:33.025	12.923	59	1:32.070	8.150	49	1:40.357	1:14.037
34	1:49.348	13.422	110	1:35.080	13.578	88	1:33.099	13.051	121	1:32.058	9.378	34	1:39.268	1:15.055
Lap 2			58	1:35.279	14.713	95	1:33.755	15.002	22	1:32.478	11.288			
50	1:31.599		7	1:34.972	14.883	97	1:33.795	15.034	3	1:33.177	17.008			
72	1:31.275	.027	39	1:35.243	15.014	16	1:33.849	17.513	88	1:32.575	17.218			
59	1:31.441	.847	25	1:35.025	15.897	110	1:34.807	21.196	99	1:33.720	17.745			
121	1:32.318	2.918	20	1:35.497	16.935	63	1:34.957	21.263	78	1:32.692	17.752			
22	1:32.618	3.658	91	1:36.932	22.043	58	1:35.186	23.503	95	1:32.553	17.862			
99	1:33.217	4.233	34	1:40.477	31.690	39	1:35.489	23.933	97	1:32.619	18.726			
3	1:33.572	6.142	Lap 4			7	1:36.129	24.316	16	1:34.174	23.861			
78	1:33.860	6.359	50	1:30.899		25	1:34.867	24.433	63	1:35.293	29.165			
47	1:33.944	6.577	72	1:31.464	1.118	20	1:34.724	24.754	110	1:35.202	29.319			
88	1:34.155	6.854	59	1:33.694	4.626	91	1:36.654	33.237	39	1:34.975	31.015			
97	1:33.726	7.217	121	1:32.587	5.722	49	2:03.854	44.661	7	1:34.715	31.021			
49	1:33.522	7.376	22	1:32.791	6.915	34	1:39.713	49.572	58	1:34.699	31.232			
95	1:33.980	7.524	99	1:33.467	9.748	Lap 6			20	1:34.348	31.541			
16	1:34.859	9.258	3	1:32.797	9.978	50	1:31.070		25	1:35.086	31.755			
110	1:35.332	9.731	78	1:33.098	10.696	72	1:31.635	2.281	91	1:36.984	45.114			
									49	1:39.488	1:04.353			

*** FIRST RACE START RED FLAGGED ON LAP 1 DUE TO CRASH AT TURN 2 INVOLVING NOS. 181 (L. WATERS), 17 (O. SHORT), AND 51 (S. PEZZETTA). FULL RACE RE-START BUT RACE REDUCED TO 8 LAPS ***

The results are provisional until the end of the time limit for protests and appeals.

Chief Timekeeper - Scott Laing

Race Director - Tom Williams

Clerk of Course - Paul Hinds



www.computime.com.au
 COMPUTIME RACE TIMING SYSTEMS PTY LTD





Winton Motor Raceway

Round 2 : March 12 - 14



ASBK.COM.AU f t i y

AUSTRALIAN SUPERSPORT 300 CHAMPIONSHIP

Race 2

Date: 14/03/21
 Event: R08
 Weather: Sunny - Temp: 17.3C
 Track: Dry - Temp: 28.2C

Started at: 10:48:40
 Laps: 8
 Starters: 24
 Printed at: 11:14

PROVISIONAL LAP CHART

Name	Grid	1	2	3	4	5	6	7	8	Name
C. THOMPSON	50	50	50	50	50	50	50	50	50	C. THOMPSON
B. BAKER	72	72	72	72	72	72	72	72	72	B. BAKER
T. DRANE	59	59	59	59	59	59	59	59	59	T. DRANE
R. OUGHTRED	121	11	121	121	121	121	121	121	121	R. OUGHTRED
B. DEMMERY	11	121	22	22	22	22	22	22	22	Z. JOHNSON
J. HATCH	99	99	99	99	99	3	3	3	88	J. MARINIELLO
Z. JOHNSON	22	22	3	3	3	99	99	88	3	C. DUNKER
J. MARINIELLO	88	78	78	78	78	78	88	99	95	M. RINDEL
C. GILMORE	78	3	47	88	88	88	78	78	78	C. GILMORE
Z. BUNTING	47	47	88	47	47	95	95	95	97	P. NERLICH
P. NERLICH	97	88	97	97	49	97	97	97	16	J. JACOBS
C. DUNKER	3	97	49	49	97	16	16	16	99	J. HATCH
J. RUSSO	32	95	95	95	95	110	63	63	63	C. CLEGG
M. RINDEL	95	49	16	16	16	63	110	110	110	Z. PETTENDY
L. QUINN	58	110	110	63	63	58	39	39	39	G. NELSON
Z. PETTENDY	110	16	63	110	110	39	7	7	58	L. QUINN
C. CLEGG	63	63	58	58	7	7	58	58	7	Z. KINNA
J. JACOBS	16	58	39	7	58	25	25	20	25	B. GAWITH
Z. KINNA	7	7	7	39	39	20	20	25	20	J. NAHLOUS
J. FARNSWORTH	49	39	25	25	25	91	91	91	91	T. AKSU
T. AKSU	91	25	20	20	20	49	49	49	49	J. FARNSWORTH
G. NELSON	39	20	91	91	91	34	34	34	34	B. ANGELIDIS
V. FLEMING	35	91	34	34	34					
L. BROWN	355	34								
J. NAHLOUS	20									
L. WATERS	181									
B. GAWITH	25									
H. SNELL	12									
P. BOGNAR	37									
J. PORT	45									
O. SHORT	17									
S. PEZZETTA	51									
J. WOODS	56									
B. ANGELIDIS	34									

Scott Lang
 Chief Timekeeper - Scott Lang

Tom Williams
 Race Director - Tom Williams

Paul Hinds
 Clerk of Course - Paul Hinds



www.computime.com.au
 COMPUTIME RACE TIMING SYSTEMS PTY LTD





Winton Motor Raceway Round 2 : March 12 - 14



ASBK.COM.AU f t i y

AUSTRALIAN SUPERSPORT 300 CHAMPIONSHIP

Race 2

Date: 14/03/21
Event: R08
Weather: Sunny - Temp: 17.3C
Track: Dry - Temp: 28.2C

Started at: 10:48:40
Laps: 8
Starters: 24
Printed at: 11:14

PROVISIONAL LAP CHART

Name	Grid	1	2	3	4	5	6	7	8	Name
------	------	---	---	---	---	---	---	---	---	------

*** FIRST RACE START RED FLAGGED ON LAP 1 DUE TO CRASH AT TURN 2 INVOLVING NOS. 181 (L. WATERS), 17 (O. SHORT), AND 51 (S. PEZZETTA). FULL RACE RE-START BUT RACE REDUCED TO 8 LAPS ***

The results are provisional until the end of the time limit for protests and appeals.

Chief Timekeeper - Scott Lang

Race Director - Tom Williams

Clerk of Course - Paul Hinds



www.computime.com.au
COMPUTIME RACE TIMING SYSTEMS PTY LTD





Winton Motor Raceway

Round 2 : March 12 - 14



AUSTRALIAN SUPERSPORT 300 CHAMPIONSHIP

Race 2

Date: 14/03/21
 Event: R08
 Weather: Sunny - Temp: 17.3C
 Track: Dry - Temp: 28.2C

Started at: 10:48:40
 Laps: 8
 Starters: 24
 Printed at: 11:14

PROVISIONAL BEST PARTIAL TIMES


Pos	Split 1		Split 2		Split 3		Split 4		LAP		Ideal	Fastest
	Name	Time	Name	Time	Name	Time	Name	Time	Name			
1	B. BAKER	12.774	C. THOMPSON	15.259	C. THOMPSON	31.388	C. THOMPSON	31.073	C. THOMPSON	1:30.524	1:30.673	
2	C. THOMPSON	12.804	B. BAKER	15.288	B. BAKER	31.837	B. BAKER	31.140	B. BAKER	1:31.039	1:31.275	
3	T. DRANE	12.851	Z. JOHNSON	15.344	T. DRANE	31.866	M. RINDEL	31.257	T. DRANE	1:31.383	1:31.441	
4	J. FARNSWORTH	12.878	B. DEMMERY	15.361	R. OUGHTRE	31.935	T. DRANE	31.265	R. OUGHTRE	1:31.730	1:32.058	
5	R. OUGHTRE	12.908	P. NERLICH	15.385	Z. JOHNSON	32.089	C. GILMORE	31.416	Z. JOHNSON	1:31.971	1:32.423	
6	P. NERLICH	12.935	M. RINDEL	15.396	J. HATCH	32.164	J. MARINIELL	31.448	M. RINDEL	1:32.069	1:32.516	
7	J. MARINIELL	12.936	J. MARINIELL	15.398	Z. BUNTING	32.269	R. OUGHTRE	31.459	J. MARINIELL	1:32.255	1:32.575	
8	Z. JOHNSON	12.936	T. DRANE	15.401	C. DUNKER	32.306	Z. JOHNSON	31.602	P. NERLICH	1:32.446	1:32.619	
9	Z. BUNTING	13.026	J. FARNSWORTH	15.414	M. RINDEL	32.340	C. DUNKER	31.721	C. GILMORE	1:32.462	1:32.692	
10	J. NAHLOUS	13.059	R. OUGHTRE	15.428	C. GILMORE	32.341	P. NERLICH	31.751	C. DUNKER	1:32.683	1:32.797	
11	B. DEMMERY	13.064	J. NAHLOUS	15.483	P. NERLICH	32.375	Z. BUNTING	31.770	Z. BUNTING	1:32.683	1:33.010	
12	M. RINDEL	13.076	J. HATCH	15.503	B. DEMMERY	32.457	J. FARNSWORTH	31.835	J. HATCH	1:32.792	1:33.217	
13	C. GILMORE	13.080	C. DUNKER	15.535	J. MARINIELL	32.473	B. GAWITH	31.911	B. DEMMERY	1:32.814	1:38.047	
14	J. JACOBS	13.095	Z. BUNTING	15.618	J. NAHLOUS	32.513	B. DEMMERY	31.932	J. FARNSWORTH	1:32.842	1:32.912	
15	J. HATCH	13.110	J. JACOBS	15.624	C. CLEGG	32.684	L. QUINN	31.940	J. NAHLOUS	1:33.269	1:34.348	
16	C. DUNKER	13.121	C. GILMORE	15.625	J. JACOBS	32.691	Z. PETTENDY	31.973	J. JACOBS	1:33.395	1:33.592	
17	Z. KINNA	13.273	B. GAWITH	15.656	J. FARNSWORTH	32.715	J. JACOBS	31.985	B. GAWITH	1:33.612	1:34.445	
18	Z. PETTENDY	13.316	Z. KINNA	15.669	B. GAWITH	32.717	J. HATCH	32.015	Z. KINNA	1:33.851	1:34.199	
19	B. GAWITH	13.328	G. NELSON	15.737	Z. KINNA	32.768	C. CLEGG	32.037	L. QUINN	1:33.983	1:34.699	
20	C. CLEGG	13.329	L. QUINN	15.810	G. NELSON	32.832	Z. KINNA	32.141	C. CLEGG	1:34.043	1:34.432	
21	L. QUINN	13.337	Z. PETTENDY	15.852	L. QUINN	32.896	G. NELSON	32.186	Z. PETTENDY	1:34.077	1:34.440	
22	T. AKSU	13.359	C. CLEGG	15.993	Z. PETTENDY	32.936	J. NAHLOUS	32.214	G. NELSON	1:34.160	1:34.316	
23	G. NELSON	13.405	T. AKSU	16.048	T. AKSU	33.500	T. AKSU	32.860	T. AKSU	1:35.767	1:36.010	
24	B. ANGELIDIS	14.004	B. ANGELIDIS	16.386	B. ANGELIDIS	34.905	B. ANGELIDIS	33.698	B. ANGELIDIS	1:38.993	1:39.268	

*** FIRST RACE START RED FLAGGED ON LAP 1 DUE TO CRASH AT TURN 2 INVOLVING NOS. 181 (L. WATERS), 17 (O. SHORT), AND 51 (S. PEZZETTA). FULL RACE RE-START BUT RACE REDUCED TO 8 LAPS ***

The results are provisional until the end of the time limit for protests and appeals.


 Chief Timekeeper - Scott Lang


 Race Director - Tom Williams


 Clerk of Course - Paul Hinds





Winton Motor Raceway

Round 2 : March 12 - 14





ASBK.COM.AU f t i y


AUSTRALIAN SUPERSPORT 300 CHAMPIONSHIP PROVISIONAL PROGRESSIVE ROUND POINTS

AUSTRALIAN SUPERSPORT 300 CHAMPIONSHIP

Pos	No	Name	Machine	Rnd 2 Pole	Rnd 2 Race 1	Rnd 2 Race 2	Total
1	50	Carter THOMPSON	Yamaha	1	25	25	51
2	72	Benjamin BAKER	Yamaha		20	20	40
3	59	Tom DRANE	Yamaha		18	18	36
4	121	Reece OUGHTRED	Yamaha		17	17	34
5	22	Zackary JOHNSON	Kawasaki		12	16	28
6	88	Joseph MARINIELLO	Kawasaki		13	15	28
7	78	Caleb GILMORE	Yamaha		14	12	26
8	99	Jacob HATCH	Yamaha		15	9	24
9	3	Cameron DUNKER	Yamaha		9	14	23
10	95	Matthew RINDEL	Yamaha		8	13	21
11	16	James JACOBS	Kawasaki		10	10	20
12	11	Brandon DEMMERY	Yamaha		16		16
13	97	Peter NERLICH	Kawasaki		4	11	15
14	63	Clay CLEGG	Yamaha		6	8	14
15	110	Zakary PETTENDY	Yamaha		5	7	12
16	47	Zylas BUNTING	Kawasaki		11		11
17	7	Zane KINNA	Yamaha		3	4	7
18	49	Jake FARNSWORTH	Kawasaki		7		7
19	39	Glenn NELSON	Yamaha			6	6
20	58	Lucas QUINN	Yamaha			5	5
21	25	Brodie GAWITH	Yamaha			3	3
22	20	Jonathan NAHLOUS	Yamaha			2	2
23	355	Laura BROWN	Yamaha		2		2
24	91	Taiyo AKSU	Yamaha			1	1
25	12	Henry SNELL	Yamaha		1		1


Chief Timekeeper - Scott Lang


Race Director - Tom Williams


Clerk of Course - Paul Hinds



www.computime.com.au
COMPUTIME RACE TIMING SYSTEMS PTY LTD





Winton Motor Raceway

Round 2 : March 12 - 14



ASBK.COM.AU f t i y

AUSTRALIAN SUPERSPORT 300 CHAMPIONSHIP

Race 2

Date: 14/03/21
Event: R08
Weather: Sunny - Temp: 17.3C
Track: Dry - Temp: 28.2C


Started at: 10:48:40
Laps: 8
Starters: 24
Printed at: 11:14


PROVISIONAL RACE INFORMATION


Time	Description
10:39:07	SIGHTING LAP STARTED / PIT EXIT OPEN FOR 1 MINUTE
10:40:01	PIT EXIT CLOSED
10:41:19	BIKES ON GRID
10:42:26	WARM UP LAP STARTED
10:44:53	Event Start
10:45:23	Red Flag
10:46:17	RED FLAG - 3 BIKES CRASHED TURN 3 - No. 181, 17 & 51 - ALL RIDERS UP
10:46:27	Event Finish
10:47:09	Race Direction: Incident at turn 2 under investigation
10:48:15	8 LAP RACE - NO WARM UP LAP
10:48:40	Event Start
10:51:19	Rider 11 (Brandon DEMMERY) CRASHED TURN 7 - RIDER UP
10:54:24	Track temps : Finish - 28.5 / Int 1 - 29.1 / Int 2 - 27.0 / Int 3 - 25.9
10:56:15	Rider 47 (Zylas BUNTING) CRASHED TURN 6 - RIDER UP
10:57:03	Rider 49 (Jake FARNSWORTH) CRASHED TURN 11 - RIDER UP
10:57:23	Rider 49 (Jake FARNSWORTH) CRASHED TURN 11 - RIDER UP - RESUMED
11:00:53	Chequered Flag
11:04:21	Event Finish

*** FIRST RACE START RED FLAGGED ON LAP 1 DUE TO CRASH AT TURN 2 INVOLVING NOS. 181 (L. WATERS), 17 (O. SHORT), AND 51 (S. PEZZETTA). FULL RACE RE-START BUT RACE REDUCED TO 8 LAPS ***

The results are provisional until the end of the time limit for protests and appeals.


Chief Timekeeper - Scott Lang


Race Director - Tom Williams


Clerk of Course - Paul Hinds



www.computime.com.au
COMPUTIME RACE TIMING SYSTEMS PTY LTD

